

## BUILDING INSPECTION

Eric Baumann

Katie Lima

[build@ashwaubenon.com](mailto:build@ashwaubenon.com)



### **DRIVEWAY EXPANSION/CURB CUT PERMIT**

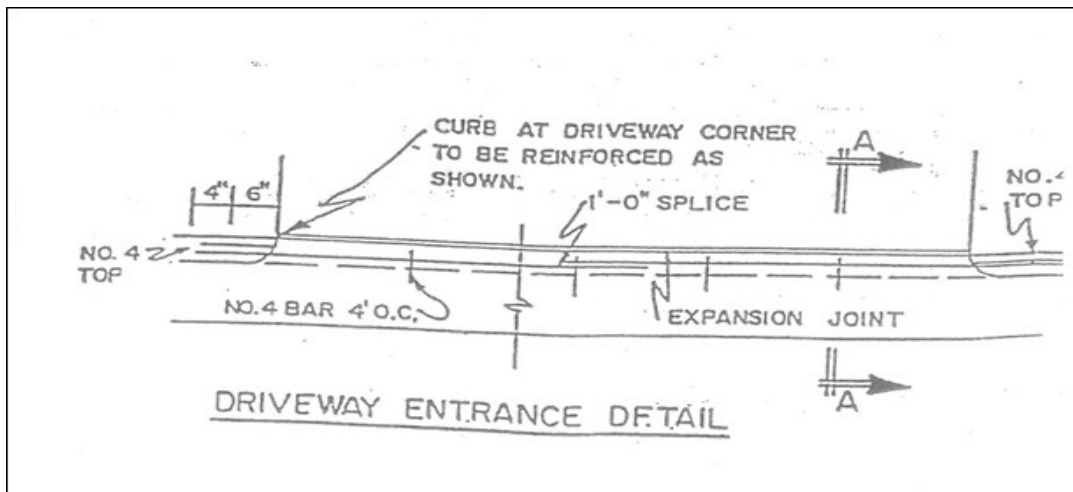
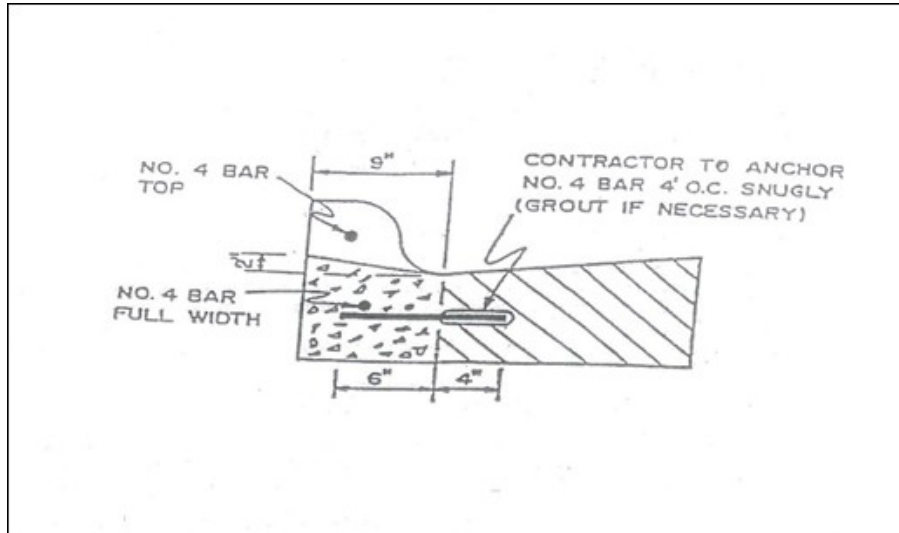
1. Fill out the Driveway Expansion/Curb Cut Building Permit Application and Waiver Form.
2. Site Plan showing the location of the expansion. Footage documented from side lot line. From front plane of residence to roadway is 1 (one) foot setback. All other locations are minimum 2 (two) feet. To access an aerial view, go to [Aerial View Access Site](#)
3. Front property pins visible for inspector.
4. Submit the Application, Waiver Form and Site Plan to [build@ashwaubenon.com](mailto:build@ashwaubenon.com) or turn in at 2155 Holmgren Way - Building Inspection Department.

#### **General Requirements & Conditions**

The proposed construction and the exercise of this permit shall conform to all requirements set forth in the ordinances of the Village of Ashwaubenon and to any regulations set forth by any legally constituted body having jurisdiction. Proper barricades, flags, warning signals and flagmen, if necessary, shall be provided by the applicant to safeguard the public. The applicant, his successors or assigns, agree to hold the Village of Ashwaubenon, its agents and employees, harmless against any action for personal injury or property damage sustained by reason or exercise of this permit. The permittee shall furnish all materials and labor needed to completely construct the driveway according to all rules and regulations set forth in this permit. Materials and methods used to construct said driveway shall be suitable and appropriate for their intended use and shall be subject to approval by the Village Building Inspector. The permittee shall make the installation without jeopardy to or interference with the traffic using the street. All damages to the roadway surface, curb, gutter, shoulders, slopes, ditches, etc. shall be restored to a condition acceptable to the Village of Ashwaubenon at the sole expense of the applicant. No driveway shall have a width less than 16 (sixteen) feet nor greater than 30 (thirty) feet measured at right angles to the centerline of the driveway except driveways intended for Commercial use may be a maximum of 40 (forty) feet measure at right angles to the centerline of the driveway.

#### **Corner Lots**

The driveway approaches, measured along the curb line, shall not be less than 25 feet from the intersection of the street right-of-way lines on a corner lot or 35 feet from the point of intersection of the face of the curbs, whichever is greater. All curb cuts must be inspected when the forming is completed prior to pouring of concrete. All driveway curbs which are existing, and which will not be used shall be repaired according to requirements of building inspector.



**Please call Diggers Hotline before you dig at 1-800-242-8511.**

## BUILDING INSPECTION

Eric Baumann

Katie Lima

build@ashwaubenon.com



---

### **Ordinance 17-6-400:**

Driveway shall be constructed of hard surface materials: which includes asphalt, concrete or brick. Driveways shall consist of an area at a right angle to the street that conveys a vehicle to a garage or parking area in the most direct manner possible. Driveways shall not exceed 40% of the total area of the residential front yard.

Twindominiums or Zero Lot-Line Duplex Driveways shall not exceed 50% of the total area of the residential front yard.

Corner lots shall be considered as having two front yards (both sides facing a street). The total front yard area shall include both areas facing the street.

Driveways shall be a minimum of 16 (sixteen) feet or a maximum of 30 (thirty) feet in width at the rowline. Duplex driveways with a shared driveway shall not exceed 40 (forty) feet in width at the rowline. Current existing driveways with widths of less than 16 (sixteen) feet are exempt from this requirement, as is their replacement.


### **Property Line Set Backs:**

Driveways shall be a minimum of 1(one) foot off the property line. Driveways or hard surface areas in other front yards, shall be a minimum of 2 (two) feet off of the property line.

### [Ordinance 17-6-400](#)

Driveway Expansion Permit Fee \$40.00

Curb Cut Permit Fee \$40.00



DRIVEWAY EXPANSION
BUILDING PERMIT
APPLICATION

Building Inspection
2155 Holmgren Way
Ashwaubenon, WI 54304
(920) 492 - 2309 phone
(920) 492-2311 • fax
build@ashwaubenon.com

All fields must be completed before permit will be processed.

Project Address: .

Table with 2 columns: PROPERTY OWNER and CONTRACTOR INFORMATION. Rows include Name, Address, City, State, Zip, Telephone #, and Email.

Property Owner: Do you own and occupy the above listed property? Yes \_\_\_ No \_\_\_

Current Land use: 1 Family \_\_\_ 2 Family \_\_\_ Multi Family \_\_\_ Commercial \_\_\_

Distance from lot line to proposed driveway: \_\_\_\_\_

Square Footage Added & Indicate if Curb is being cut: \_\_\_\_\_

Total square ft of lot: Total square ft of impervious surface after project: .

Estimated Cost of Construction: \_\_\_\_\_

The applicant certifies that the information submitted herein is accurate, agrees to comply with the WI Admin. Code, Municipal Ordinance, and with the conditions of this permit, and understands that permit issuance creates no legal liability, expressed or implied, on the Department or Municipality.

Signature of Applicant \_\_\_\_\_ Date \_\_\_\_\_

To schedule an inspection:

Please go to www.ashwaubenon.com/inspection.

No one is required to be onsite during driveway expansion inspections.

\*\*\*\*\* FINAL INSPECTIONS ARE REQUIRED FOR ALL PROJECTS \*\*\*\*\*

For Office Use Only
Permit # \_\_\_\_\_ Receipt # \_\_\_\_\_
Parcel # \_\_\_\_\_ Permit Fee \_\_\_\_\_
Reviewed By: \_\_\_\_\_ Site Plan Submitted \_\_\_\_\_